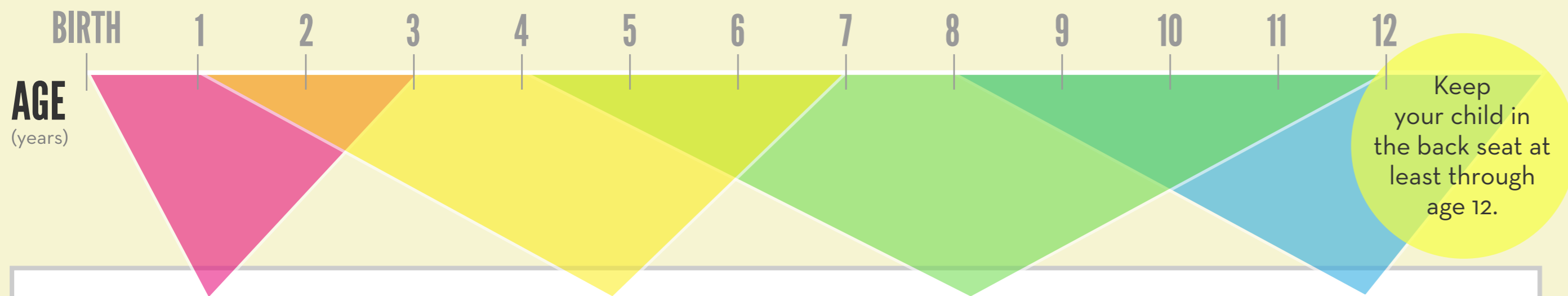


Car Seat Recommendations: Choosing the Right Seat



REAR-FACING CAR SEAT

Your child under age 1 should always ride in a rear-facing car seat. There are different types of rear-facing car seats: Infant-only seats can only be used rear-facing. Convertible and 3-in-1 car seats typically have higher height and weight limits for the rear-facing position, allowing you to keep your child rear-facing for a longer period of time.

A **rear-facing car seat** is the best seat for your young child to use. It has a harness and in a crash, cradles and moves with your child to reduce the stress to the child's fragile neck and spinal cord.



FORWARD-FACING CAR SEAT

Keep your child rear-facing as long as possible. It's the best way to keep him or her safe. Your child should remain in a rear-facing car seat until he or she reaches the top height or weight limit allowed by your car seat's manufacturer. Once your child outgrows the rear-facing car seat, your child is ready to travel in a forward-facing car seat with a harness.


A **forward-facing car seat** has a harness and tether that limits your child's forward movement during a crash.



BOOSTER SEAT

Keep your child in a forward-facing car seat with a harness until he or she reaches the top height or weight limit allowed by your car seat's manufacturer. Once your child outgrows the forward-facing car seat with a harness, it's time to travel in a booster seat, but still in the back seat.

A **booster seat** positions the seat belt so that it fits properly over the stronger parts of your child's body.



SEAT BELT

Keep your child in a booster seat until he or she is big enough to fit in a seat belt to fit properly. For a seat belt to fit properly the lap belt must lie snugly across the upper thighs, not the stomach. The shoulder belt should lie snug across the shoulder and chest and not cross the neck or face. Remember: your child should still ride in the back seat because it's safer there.

A **seat belt** should lie across the upper thighs and be snug across the shoulder and chest to restrain the child safely in a crash. It should not rest on the stomach area or across the neck.



Reduce the risk of death and injury by properly securing your child. Use these recommendations and share them with friends and loved ones. To maximize safety, keep your child in the car seat for as long as possible.




www.safercar.gov/therightseat



CRASHES

are the leading cause of death

for children from 1 through 12 years old.



According to a NHTSA study,

3 out of 4 kids

are not as secure in the car as they should be

because their car seats are not being used correctly.

In motor vehicle traffic crashes from 2006 to 2010,

4,028
children under 13
WERE KILLED.

660,000
children under 13
WERE INJURED.



That's more than the population of Boston, MA.



Child restraints in the vehicle saved the lives of an estimated

9,611
CHILDREN
AGE 4 & UNDER

from 1975 to 2010.